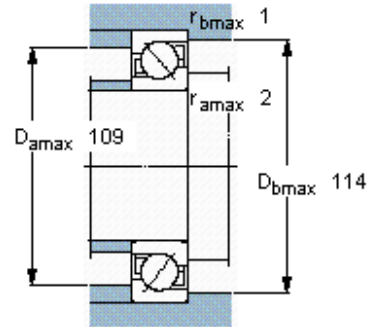
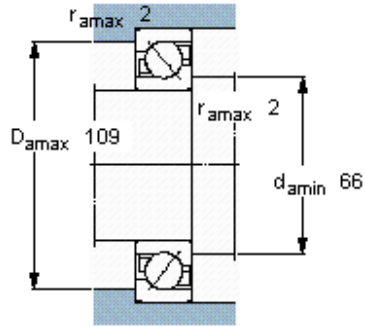
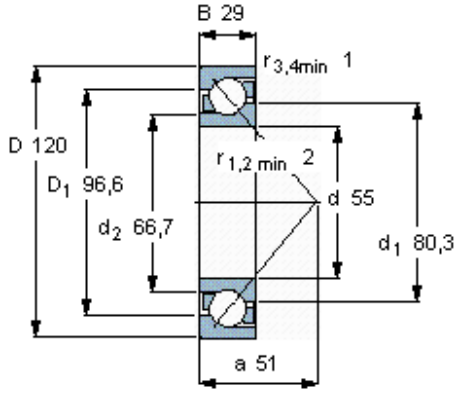


Angular contact ball bearings, single row

Principal dimensions			Basic load ratings		Speed ratings		Designation
d	D	B	dynamic C	static C0	Reference speed	Limiting speed	
mm			kN		r/min		* SKF Explorer bearing
55	120	29	85,2	60	6700	6700	7311 BECBJ



Calculation factors

- k_r 0,1
- k_a 1,6
- e 1,14
- X 0,35
- Y 0,57
- Y_0 0,26